





Gen-X® è un marchio registrato



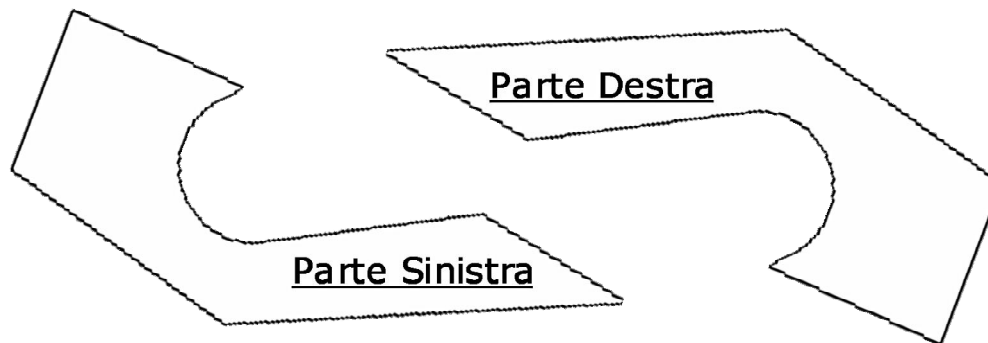
**a) Rimuovere la cover**



**b) Rimuovere questa vite**





**c) Tagliare le nervi di plastica usando le sagome mostrate in figura.**



**Gilera Fuoco 500 Art.2520 (attacco 2522)**

**d) Mettere la piastra filettata nell' asola**

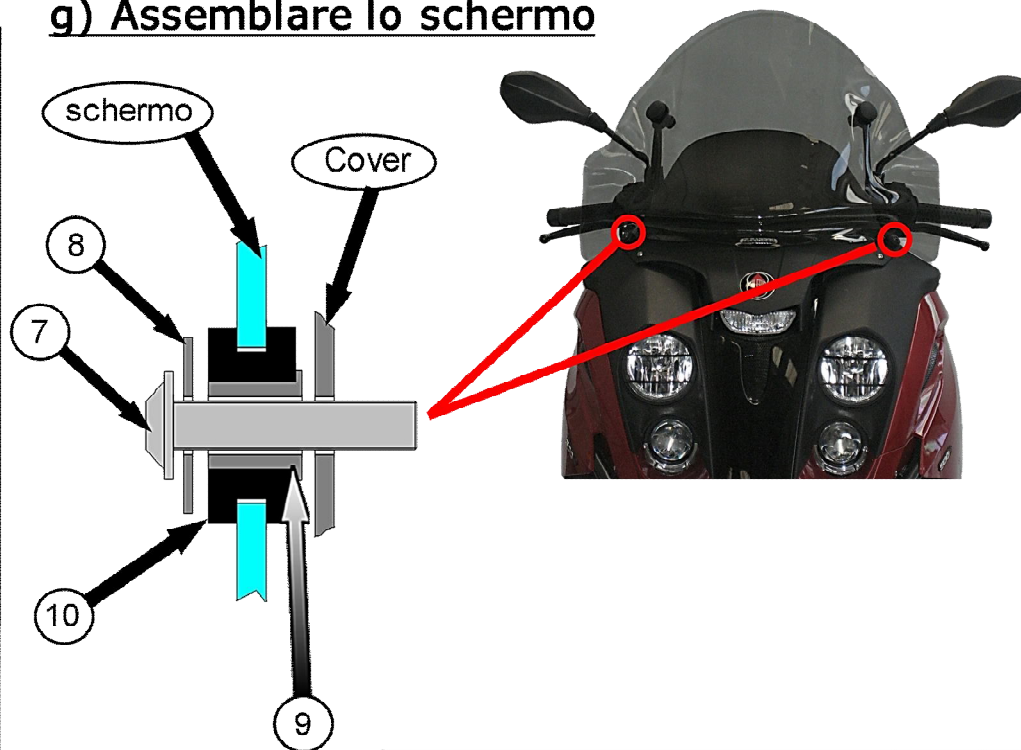


**e) Assemblare il supporto usando le viti indicate**



**f) Assemblare il cover senza la vite indicata**

**g) Assemblare lo schermo**



Description	Q.ty	Pos.
Support Lh & Rh	1 + 1	1
Screw TCEI M5 x 10 white	2	2
Washer 5 x 15 white	2	3
Plate threaded M5	2	4
Screw TE M6 x 35	2	5
Washer 6 x 15 white	2	6
Screw Button 6 x 35 black	2	7
Washer 6 x 18 black	2	8
Bush	2	9
Grommet	2	10

Gen-X® è un marchio registrato