



[www.clm.es](http://www.clm.es)

**INSTRUCCIONES DE MONTAJE**

**MOUNTING INSTRUCTIONS**

**INSTRUCTIONS DE MONTAGE**

**ISTRUZIONI DI MONTAGGIO**

**MONTAGEANLEITUNG**


ANTIRROBO DE MANILLAR  
HANDLEBAR TO FRAME LOCK  
ANTIVOL BLOQUE-GUIDON  
ANTIFURTO BLOCCA-MANUBRIO  
DIEBSTAHLSCHUTZ SCOOTER

**PIAGGIO VESPA**  
**PK 75-125cc**  
**IRIS 200cc**  
**PX 125-150-200cc**

**BLINDADO**

**STAHL**

**5727043-5703706-5703705**



**¡LUBRICAR SÓLO CON ACEITE WD-40 !**  
**LUBRICATE ONLY WITH WD-40 OIL!**  
**LUBRIFIER SEULEMENT AVEC WD-40!**  
**LUBRIFICARE SOLO CON OLIO WD-40!**  
**ALS SCHMIERMITTEL IST NUR ÖL**  
**VOM TYP - WD 40 - ZU VERWENDEN**





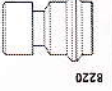











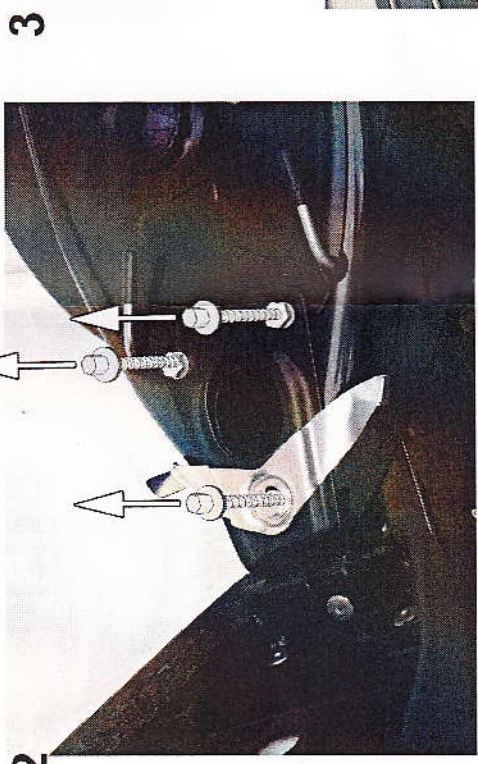
DIN EN ISO 9001:2000  
Certificado Nº 01 100 048102

Sistema patentado  
Patented system  
Système breveté  
Sistema brevetato  
Patentgeschütztes system


Empresa certificada  
Certified company  
Enterprise certifiée  
Azienda certificata  
TÜV-Geprüfter betrieb

IT-IC 27043


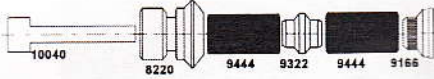
-  **x2**
-  **x1**
-  **x2**
-  **x2**
-  **x1**
-  **x1**
-  **x2**
-  **x1**
-  **x1**
-  **x1**




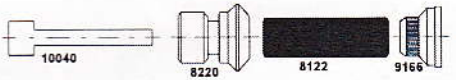
5



∅ 17mm



∅ 20mm



**MUY IMPORTANTE:** Apretar el pivote fuertemente. Asegurarse de que el pivote queda totalmente fijado.

**VERY IMPORTANT:** Press strongly the pivot. Make sure that the pivot is totally fixed

**TRÈS IMPORTANT:** Serrer fortement le pivot. S'assurer qu'il reste totalement fixé.

**MOLTO IMPORTANTE:** Premere il perno con forza. Assicurarsi che il perno sia completamente fissato.

**SEHR WICHTIG:** Zapfen besonders fest anziehen und sicherstellen, dass er sich nicht mehr bewegen kann.