



[www.clm.es](http://www.clm.es)

**INSTRUCCIONES DE MONTAJE**

**MOUNTING INSTRUCTIONS**

**INSTRUCTIONS DE MONTAGE**

**ISTRUZIONI DI MONTAGGIO**

**MONTAGEANLEITUNG**

ANTIRROBO DE MANILLAR  
HANDLEBAR TO FRAME LOCK  
ANTIVOL BLOQUE-GUIDON  
ANTIFURTO BLOCCA-MANUBRIO  
DIEBSTAHLSCHUTZ SCOOTER  
**KYMCO GRAND DINK**  
**250cc.**

**CHIC**

**5726890 - 5726891**



**¡LUBRICAR SÓLO CON ACEITE WD-40!**  
**LUBRICATE ONLY WITH WD-40 OIL!**  
**LUBRIFIER SEULEMENT AVEC WD-40!**  
**LUBRIFICARE SOLO CON OLIO WD-40!**  
**ALS SCHMIERMITTEL IST NUR ÖL**  
**VOM TYP - WD 40 - ZU VERWENDEN**

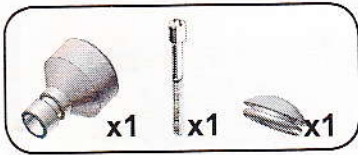


TÜVRheinland  
**CERT**  
ISO 9001


Sistema patentado  
Patented system  
Système breveté  
Sistema brevetato  
Patentgeschütztes system

Empresa certificada  
Certified company  
Enterprise certifiée  
Azienda certificata  
TUV-Geprüfter betrieb


IT-IC 26890-eu



1

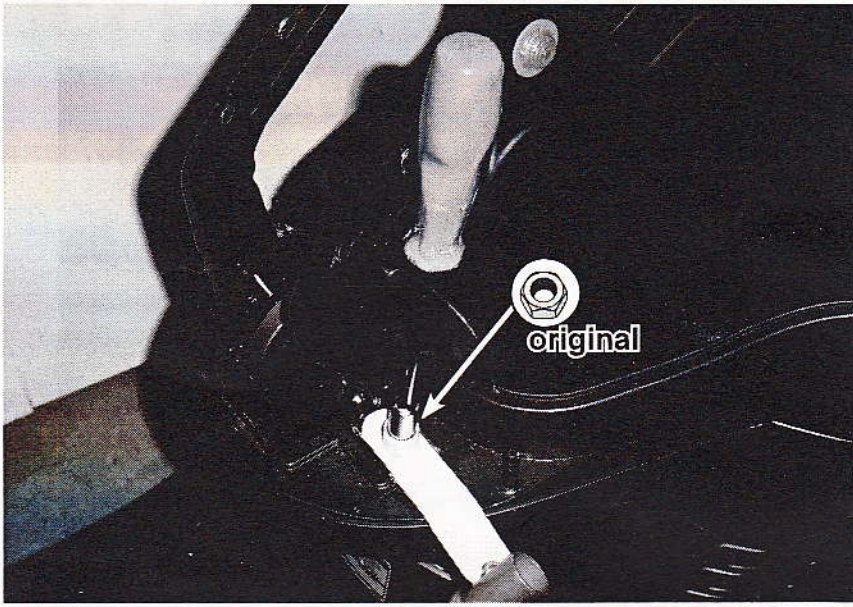


2






3




4



5



6



**MUY IMPORTANTE:** Apretar el pivote fuertemente. Asegurarse de que el pivote queda totalmente fijado.

**VERY IMPORTANT:** Press strongly the pivot. Make sure that the pivot is totally fixed

**TRÈS IMPORTANT:** Serrer fortement le pivot. S'assurer qu'il reste totalement fixé.

**MOLTO IMPORTANTE:** Premere il perno con forza. Assicurarsi che il perno sia completamente fissato.

**SEHR WICHTIG:** Zapfen besonders fest anziehen und sicherstellen, dass er sich nicht mehr bewegen kann.